



# Eye Drops

## MOISTURISING



### For dry, irritated, tired eyes

Suitable for  
contact lens users

#### Moisturising Eye Drops

For relief of dry, irritated or tired eyes. Provides quick moisturisation of the eye surface.

Helps soothe and maintain lubrication of the eye. Suitable for contact lens users and those with sensitive eyes.

- 10 ml sterile solution
- No preservatives
- Use within 6 months of opening

#### Moisturising

Eyes can sometimes feel dry, irritated or tired because of computer use, heating or air-conditioning, age or through wearing contact lenses.

#### With hyaluronic acid and *Euphrasia officinalis* (Eyebright)

A.Vogel Moisturising Eye Drops contain ingredients which help keep the eyes moist, by maintaining a liquid film.

#### Unique dropper bottle

A.Vogel Moisturising Eye Drops come in a unique dropper bottle. The easy-to-use dropper system releases just one drop at a time for ease of application. The unique bottle design keeps the contents sterile without using preservatives, ensuring the product can be used frequently, once open.

The eye drops can be used within 6 months of opening.

#### Use with contact lenses

If you wear contact lenses, you do not need to take them out before using these eye drops. Suitable for contact lens users.

#### Dosage and use

**Adults:** 1 drop in each eye up to 5 times daily. The drops can be used for a maximum of 30 consecutive days.

If your symptoms persist for more than 3 consecutive days without any improvement, or get worse, or if eyes become inflamed, you must contact your optician or healthcare professional.

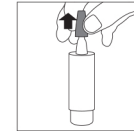
**Children over 12 years:** 1 drop in each eye 1-2 times daily, after consulting an optician or healthcare professional.

A.Vogel Moisturising Eye Drops can be used by children over 12 if it has been established by an optician or healthcare professional that their eye problems do not require a different medical treatment. The maximum duration of use in children must be determined by an optician or healthcare professional, but it may not exceed 30 consecutive days. A.Vogel Moisturising Eye Drops must be administered by an adult. Children may experience the application of eye drops to be unpleasant. Therefore, be alert to unexpected movements of the child during the application of the drops, in order to prevent the tip of the bottle touching the eye.

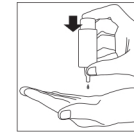
If using additional eye treatments with other eye drops, leave an interval of at least 30 minutes before use. Ointments should be applied in the conjunctival sac (inside the lower eyelid) at least 30 minutes after applying A.Vogel Moisturising Eye Drops.

The dropper bottle contains 10 ml sterile solution (about 300 drops).

Please note, due to the design of the dropper bottle, there will always be a small amount of liquid left in the bottle. We recommend that this product is not shared with other people.



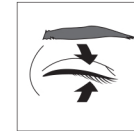
1 Remove the coloured cap from the bottle.



2 First time use: Hold the bottle upside down over your hand and squeeze the base several times until the first drop is released. The dropper bottle is now ready for use.



3 Tilt the head back slightly and pull the lower eyelid downwards. Place the dropper above the eye. Holding the bottle with your thumb and middle finger, press the base of the bottle with your index finger. The eye drops should be applied in the conjunctival sac (inside the lower eyelid).



4 Close your eye slowly so that the fluid spreads evenly over the eye's surface. Replace the cap on the bottle, pressing firmly. Close the bottle tightly with the cap after use.

#### What you need to know before you use A.Vogel Moisturising Eye Drops

Do not exceed the stated dose.

### Use during pregnancy or breastfeeding

There is no information available on the use during pregnancy and breastfeeding. Consult your doctor or healthcare professional before using A.Vogel Moisturising Eye Drops.

### Do not use in case of

Hypersensitivity to any of the ingredients.

### Possible side-effects

Occasionally, hypersensitivity reactions (burning and local pain) may occur in the eye during administration.

### Ingredients

Hyaluronic acid (1 mg/ml), *Euphrasia officinalis* (0.1%), Sodium chloride, Boric acid, Disodium tetraborate decahydrate, Sterile water. May contain traces of soy. No preservatives. Suitable for vegans.

### Storage

Store between 8°C and 25°C. Keep out of the sight and reach of children.

Use within 6 months of opening. Do not use after the expiry date.

### Tips

- Use natural light as much as possible. Do not work at a computer screen for long periods at a time. You can avoid this by taking regular breaks.
- Do not wear contact lenses for longer than the manufacturer's recommendation.
- Consider wearing sunglasses to avoid irritation from sunlight.
- Avoid air-conditioning where possible. Choose to open a window instead.
- Do not watch too much TV.


### Care for the environment

A.Vogel strives to minimise the impact on the environment. As far as possible our packaging materials are produced using environmentally friendly methods. These can be incinerated without any harmful impact on the environment or they are suitable for recycling.

 0482

 8°C - 25°C  
 STERILE A



 HÄLSA Pharma GmbH  
Maria-Goeppert-Straße 5  
D-23562 Lübeck, Germany

### Distributor:

**UK:** A.Vogel Ltd, 2 Brewster Place, Irvine, Ayrshire  
KA11 5DD

**IE:** A.Vogel Ireland Ltd, Unit 3D, Killeen Road  
Dublin 10, D10 TY20

The text of this leaflet was most recently revised in July 2020.

### Product range

A.Vogel Eye Drops are available as:

A.Vogel Moisturising Eye Drops*	For dry, irritated and tired eyes	10 ml
A.Vogel Extra Moisturising Eye Drops*	For very dry and irritated eyes	10 ml
A.Vogel Pollinosan Hayfever Eye Drops*	For red and itchy eyes	10 ml

\* medical device - read instructions before use.



Manufacturer



Best before end



Batch number



Read instructions before use



Store between 8°C and 25°C



Sterile device



Recycle



Read directions for use regarding warnings and precautions



CE symbol with notified body number